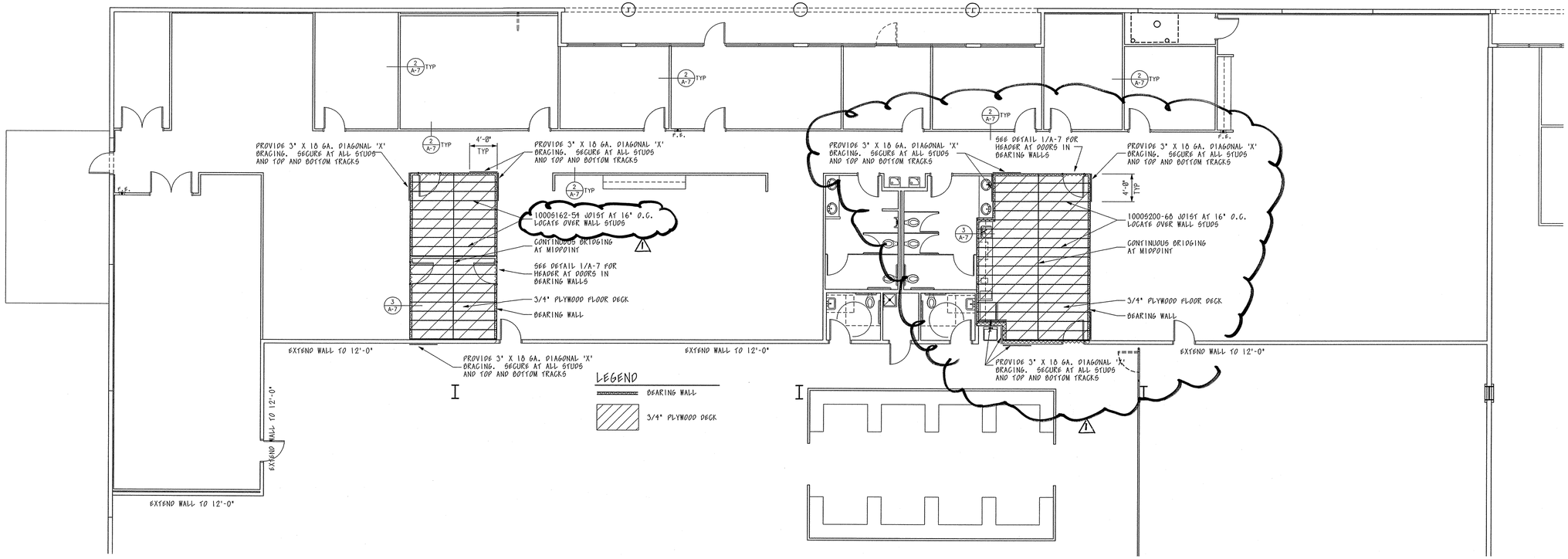

HVAC PLATFORM PLAN

SCALE: 1/8" = 1'-0"

X BRACING

1. 3" X 18 GA STRAPS FROM TOP TRACK TO BOTTOM TRACK.
2. SPAN ACROSS 4'-0" AT LOCATIONS SHOWN.
3. PROVIDE 2-3625162-43 STUDS AT EACH END OF X-BRACING.
4. PROVIDE 8-#10 S.D. SCREWS AT EACH END OF EACH STRAP TO POST.

NON-LOAD BEARING WALLS

1. WALLS SHALL BE BRACED TO STRUCTURE AT 4'-0" AND/OR
2. EXTEND WALLS TO THE STRUCTURE AND/OR
3. BRACE WALLS AT CORNERS ACROSS TOP OF WALL, 4'-0" EACH WAY AND/OR
4. WALLS MAY BE BRACED TO EACH OTHER, SUCH AS ACROSS THE CORRIDOR AT 4'-0" O.C. OR TO OTHER BRACED WALLS SUCH AS THE MEZZANINES.
5. PROVIDE A STRUCTURAL STEEL POST AT A SPECIFIED SPACING OF 10'-0" O.C. MAX WITH A METAL "HEADER" ACROSS THE TOP, INFILLED WITH METAL STUDS. THE POSTS WOULD INVOLVE CUTTING AWAY SOME OF THE EXISTING FLOOR SLAB TO INSTALL A NEW FOOTING AND BASE PLATE. DETAIL AVAILABLE UPON REQUEST.

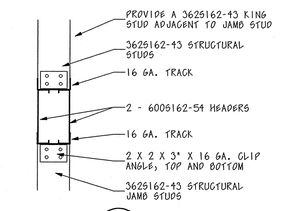

DETAIL 1/A-7 SCALE: 3/4" = 1'-0"

DOOR HEADER AT BEARING WALLS

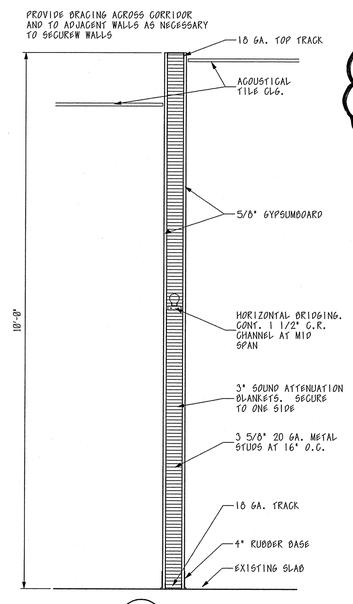

DETAIL 2/A-7 SCALE: 3/4" = 1'-0"

TYPICAL WALL SECTION

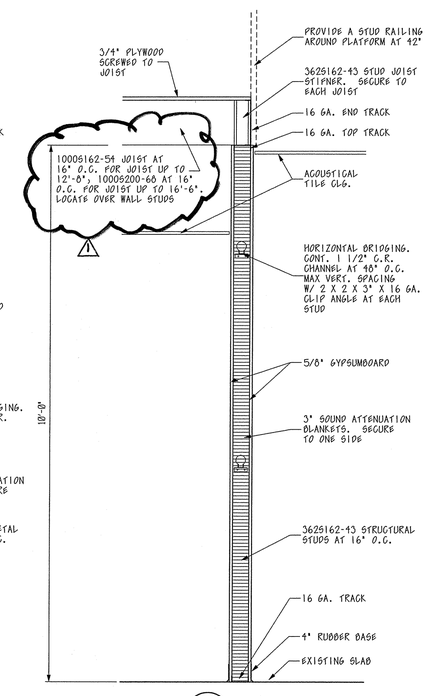

DETAIL 3/A-7 SCALE: 3/4" = 1'-0"

WALL SECTION AT HVAC PLATFORM

STROUD AND COMPANY

NEW FACILITY BUILDOUT FOR
CHEM-AQUA
ENGINEERED EQUIPMENT SOLUTIONS
580 JOE TAMPLIN INDUSTRIAL BLVD.
MACON, GEORGIA

DRAWN BY: R.A.D.
CHECKED BY: R.A.D.
DATE: JUNE 1, 2015

GEORGIA REGISTERED NO. 8812 PROFESSIONAL ARCHITECT ROBERT A DAY

ADAMS and DAY
ARCHITECTS, A.I.A., P.C.
2996 VINEVILLE AVENUE - MACON, GEORGIA 31204
PHONE: (478) 745 - 1167
[redacted]

REVISIONS	
1	7 - 31 - 15

DRAWING NO.

A-7